

MICROMASTER 440

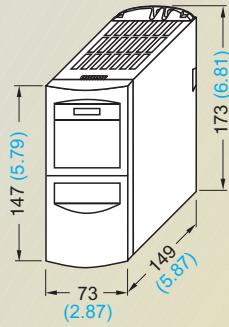
Dimension drawings

MICROMASTER 440 inverter

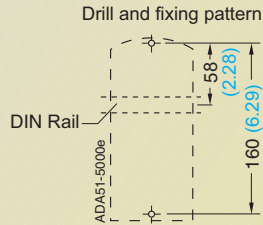
Frame size	1/3 AC 200 V to 240 V	3 AC 380 V to 480 V	3 AC 500 V to 600 V
A	0.12 kW to 0.75 kW	0.37 kW to 1.5 kW	–
B	1.1 kW to 2.2 kW	2.2 kW to 4 kW	–
C	3 kW to 5.5 kW	5.5 kW to 11 kW	0.75 kW to 11 kW

The specified outputs are valid for CT mode.

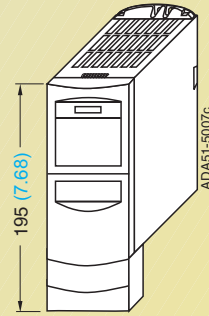
Note:
The inverters must not be mounted horizontally. But the inverters can be mounted without lateral spacing.



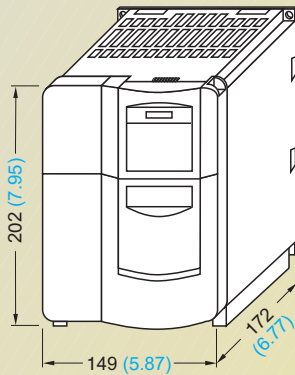
Inverter frame size **A**



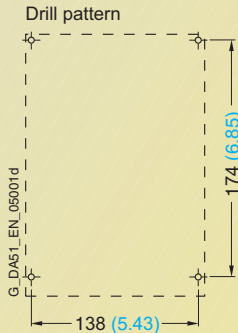
Fixing with 2 x M4 bolts, 2 x M4 nuts, 2 x M4 washers
or by snapping onto a rail
Tightening torque with washers fitted:
2.5 Nm
Ventilation clearance required
Top and bottom: 100 mm



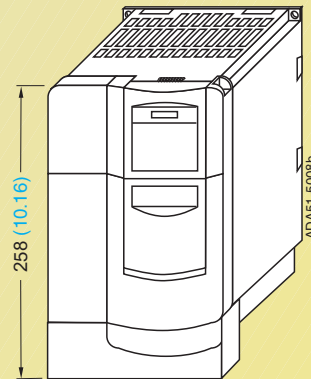
Inverter frame size **A** with gland plate



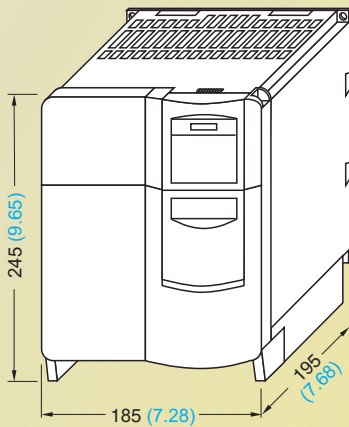
Inverter frame size **B**




Fixing with 4 x M4 bolts, 4 x M4 nuts, 4 x M4 washers
Tightening torque with washers fitted:
2.5 Nm
Ventilation clearance required
Top and bottom: 100 mm



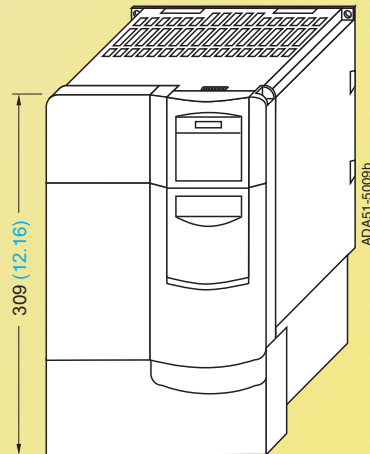
Inverter frame size **B** with gland plate



Inverter frame size **C**



Fixing with 4 x M5 bolts, 4 x M5 nuts, 4 x M5 washers
Tightening torque with washers fitted:
3.0 Nm
Ventilation clearance required
Top and bottom: 100 mm



Inverter frame size **C** with gland plate

With the communications module, the mounting depth increases by 23 mm (0.91 inches). If a pulse encoder evaluation module is mounted in addition, the installation depth increases by another 23 mm (0.91 inches).

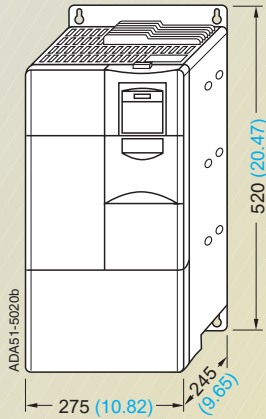
All dimensions in mm (values in brackets are in inches)

MICROMASTER 440 inverter (continued)

Frame size	3 AC 200 V to 240 V	3 AC 380 V to 480 V	3 AC 500 V to 600 V
D	7.5 kW to 15 kW	15 kW to 22 kW	15 kW to 22 kW
E	18.5 kW to 22 kW	30 kW to 37 kW	30 kW to 37 kW
F	30 kW to 45 kW	45 kW to 75 kW	45 kW to 75 kW

The specified outputs are valid for CT mode.

Note:
The inverters must not be mounted horizontally. But the inverters can be mounted without lateral spacing.

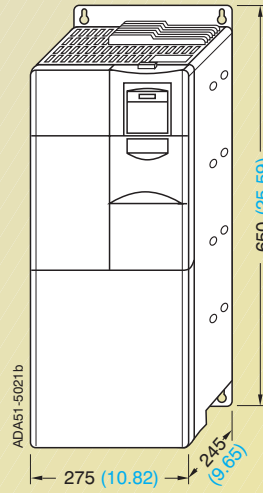


Inverter frame size D



Fixing with
4 x M8 bolts, 4 x M8 nuts,
4 x M8 washers

Tightening torque with washers
fitted: 3.0 Nm
Ventilation clearance required
Top and bottom: 300 mm

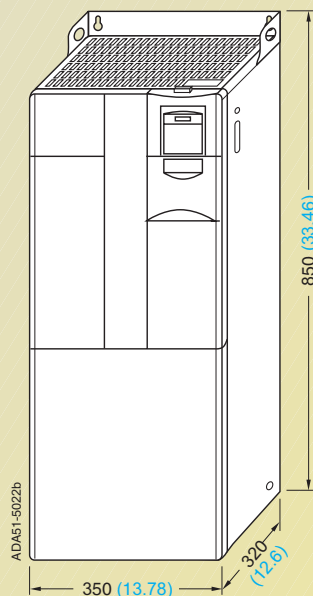


Inverter frame size E



Fixing with
4 x M8 bolts, 4 x M8 nuts,
4 x M8 washers

Tightening torque with washers fitted:
3.0 Nm
Ventilation clearance required
Top and bottom: 300 mm




**Inverter frame size F
without filter**




Fixing with
4 x M8 bolts, 4 x M8 nuts,
4 x M8 washers

Tightening torque with washers
fitted: 3.0 Nm
Ventilation clearance required
Top and bottom: 350 mm



**Inverter frame size F
with filter**



Fixing with
4 x M8 bolts, 4 x M8 nuts,
4 x M8 washers

Tightening torque with washers
fitted: 3.0 Nm
Ventilation clearance required
Top and bottom: 350 mm

All dimensions in mm (values in brackets are in inches)

MICROMASTER 440

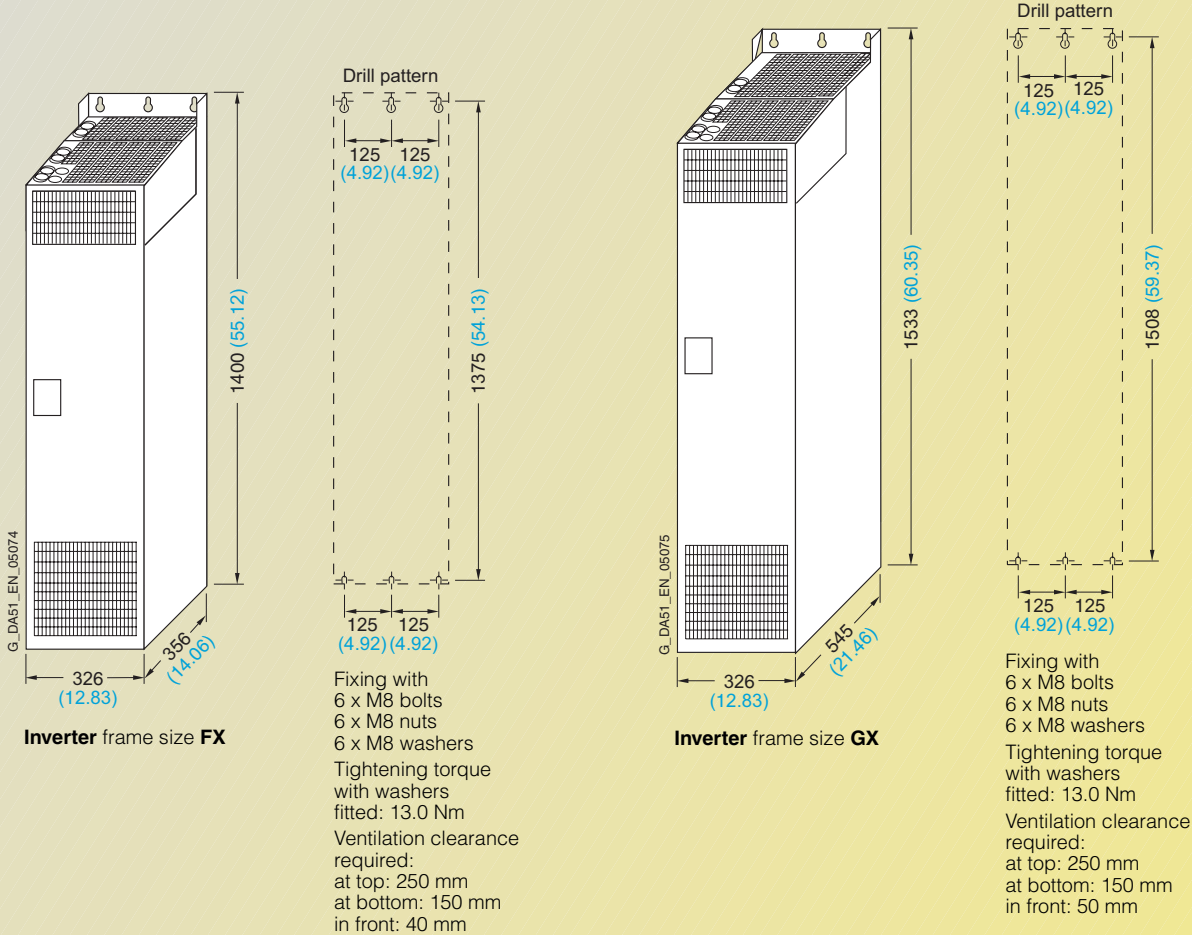
Dimension drawings

MICROMASTER 440 inverter (continued)

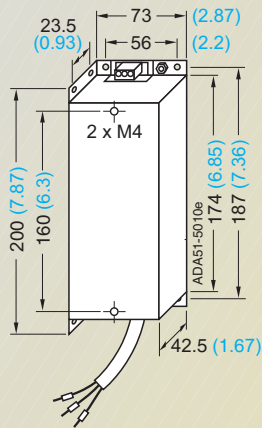
Frame size	3 AC 380 V to 480 V
FX	90 kW to 110 kW
GX	132 kW to 200 kW

Note:
The inverters must not be mounted horizontally. But the inverters can be mounted without lateral spacing.

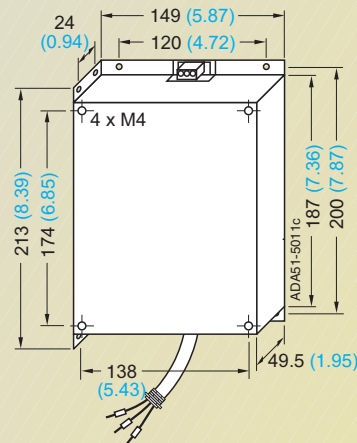
The specified outputs are valid for CT mode.



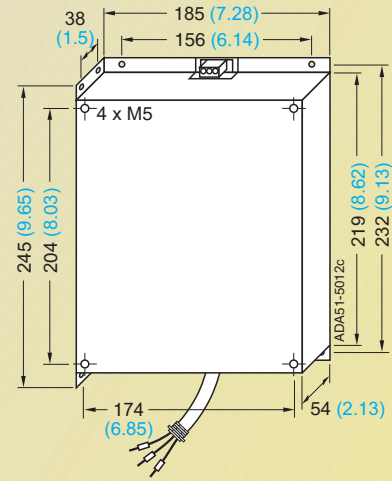
EMC filter



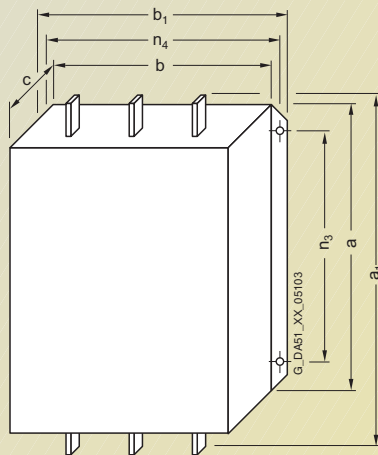
EMC filter for frame size **A**



For frame size **B**



For frame size **C**



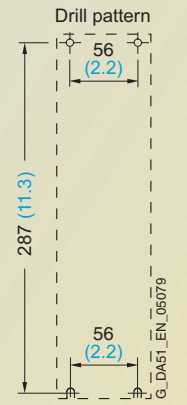
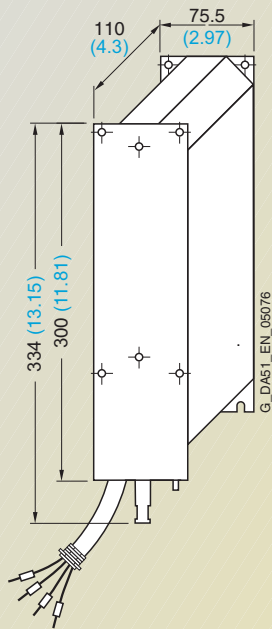
EMC filter Class A Type 6SL3000-	for inverter Frame size (FS)	Dimensions							Weight, approx kg
		a	a ₁	b	b ₁	c	n ₃	n ₄	
OBE32-5AA0	FX	270 (10.63)	360 (14.17)	200 (7.87)	240 (9.45)	116 (4.57)	210 (8.27)	220 (8.66)	12.3
OBE34-4AA0	GX/GX	270 (10.63)	360 (14.17)	200 (7.87)	240 (9.45)	116 (4.57)	210 (8.27)	220 (8.66)	12.3
OBE36-0AA0	GX	310 (12.2)	400 (15.75)	215 (8.46)	265 (10.43)	140 (5.51)	250 (9.84)	240 (9.45)	19.0

EMC filter for frame sizes **FX** and **GX**

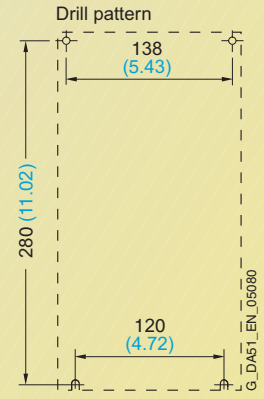
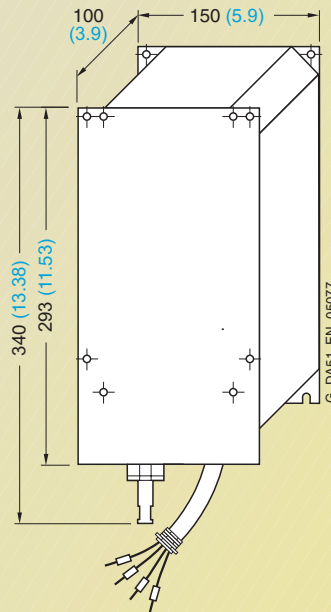
All dimensions in mm (values in brackets are in inches)

Dimension drawings

LC filter



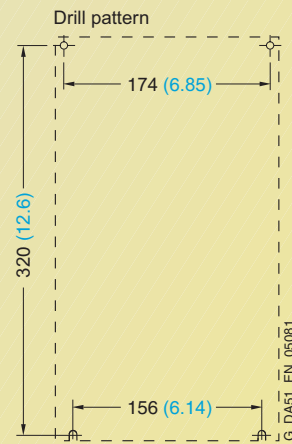
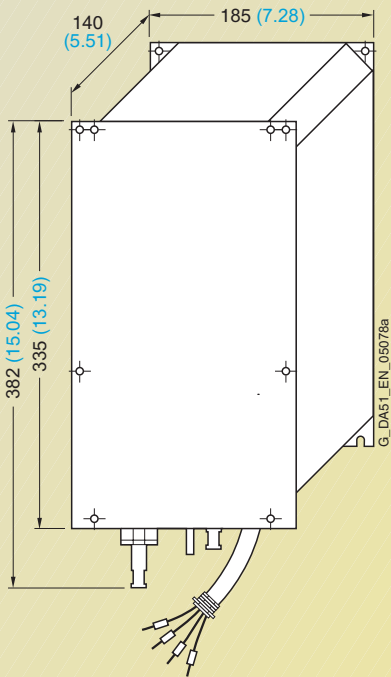
Fixing with M4 bolts



Fixing with M4 bolts

LC filter for frame size A

For frame size B

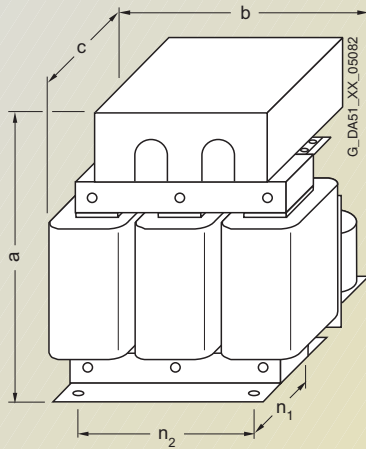


Fixing with M5 bolts

LC filter for frame size C

All dimensions in mm (values in brackets are in inches)

LC filter



Fixing with M10 bolts

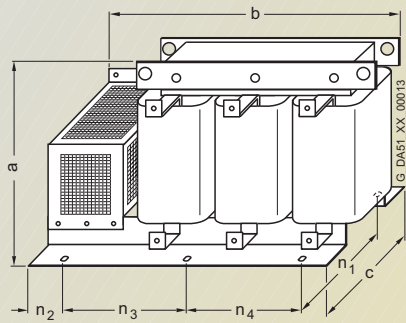
LC filter for frame sizes **D** to **F**

LC filter Type	for inverter Frame size (FS)	Dimensions				
		a	b	c	n ₁	n ₂
6SE6400-3TD03-7DD0	D	278 (10.94)	240 (9.45)	230 (9.06)	115 (4.53)	190 (7.48)
6SE6400-3TD04-8DD0	D	290 (11.42)	240 (9.45)	240 (9.45)	125 (4.92)	190 (7.48)
6SE6400-3TD06-1DD0	D	345 (13.58)	300 (11.81)	220 (8.66)	120 (4.72)	240 (9.45)
6SE6400-3TD02-3DE0	D	280 (11.02)	240 (9.45)	240 (9.45)	125 (4.92)	190 (7.48)
6SE6400-3TD03-2DE0	D	300 (11.81)	300 (11.81)	235 (9.25)	133 (5.24)	240 (9.45)
6SE6400-3TD03-7DE0	D	310 (12.2)	300 (11.81)	250 (9.84)	145 (5.71)	240 (9.45)
6SE6400-3TD07-2ED0	E	355 (13.98)	300 (11.81)	235 (9.25)	145 (5.71)	240 (9.45)
6SE6400-3TD04-8EE0	E	345 (13.58)	300 (11.81)	260 (10.24)	160 (6.3)	240 (9.45)
6SE6400-3TD06-1EE0	E	345 (13.58)	300 (11.81)	275 (10.83)	171 (6.73)	240 (9.45)
6SE6400-3TD11-5FD0	E/F	460 (18.11)	360 (14.17)	235 (9.25)	125 (4.92)	264 (10.39)
6SE6400-3TD15-0FD0	F	460 (18.11)	360 (14.17)	250 (9.84)	140 (5.51)	264 (10.39)
6SE6400-3TD18-0FD0	F	520 (20.47)	420 (16.54)	290 (11.42)	173 (6.81)	316 (12.44)
6SE6400-3TD07-1FE0	F	380 (14.96)	300 (11.81)	285 (11.22)	171 (6.73)	240 (9.45)
6SE6400-3TD10-0FE0	F	460 (18.11)	360 (14.17)	250 (9.84)	140 (5.11)	264 (10.39)
6SE6400-3TD11-5FE0	F	515 (20.28)	420 (16.54)	290 (11.42)	173 (6.81)	316 (12.44)

All dimensions in mm (values in brackets are in inches)

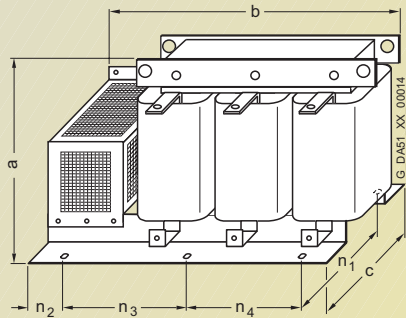
Dimension drawings

Sinusoidal filter



Sinusoidal filter for frame sizes **FX** and **GX**

Sinusoidal filter Type 6SL3000-	for inverter Frame size (FS)	Dimensions							Weight (max.) kg
		a	b	c	n ₁	n ₂	n ₃	n ₄	
2CE32-3AA0	FX	300 (11.81)	620 (24.41)	320 (12.6)	280 (11.02)	105 (4.13)	225 (8.86)	150 (5.91)	135.0
2CE32-8AA0	GX	300 (11.81)	620 (24.41)	320 (12.6)	280 (11.02)	105 (4.13)	225 (8.86)	150 (5.91)	138.0



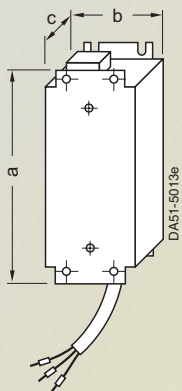
Sinusoidal filter for frame size **GX**

Sinusoidal filter Type 6SL3000-	for inverter Frame size (FS)	Dimensions							Weight (max.) kg
		a	b	c	n ₁	n ₂	n ₃	n ₄	
2CE33-3AA0	GX	370 (14.57)	620 (24.41)	360 (14.17)	320 (12.6)	105 (4.13)	225 (8.86)	150 (5.91)	144.0
2CE34-1AA0	GX	370 (14.57)	620 (24.41)	360 (14.17)	320 (12.6)	105 (4.13)	225 (8.86)	150 (5.91)	208.0


4

All dimensions in mm (values in brackets are in inches)

Line commutating chokes

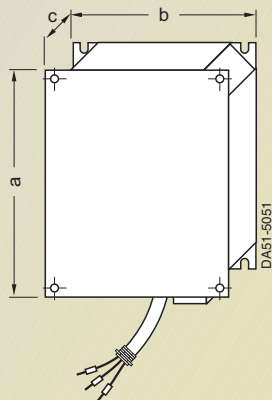


Line commutating choke for frame size **A**



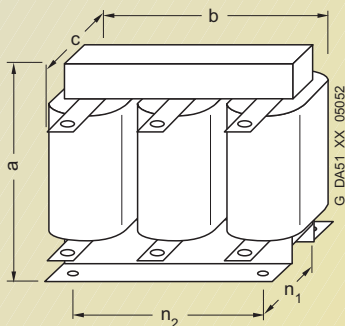
For frame sizes **B** and **C**

Line commutating choke for	Dimensions			Weight (max.) kg
	a	b	c	
Frame size A	200 (7.87)	75.5 (2.97)	50 (1.97)	0.8
Frame size B	213 (8.39)	150 (5.91)	50 (1.97)	1.3
Frame size C (380–480 V)	280 (11.02)	185 (7.28)	50 (1.97)	2.3
Frame size C (500–600 V, 0.75–1.5 kW)	280 (11.02)	185 (7.28)	50 (1.97)	4.4
Frame size C (500–600 V, 2.2–4 kW)	280 (11.02)	185 (7.28)	50 (1.97)	5.0
Frame size C (500–600 V, 5.5–11 kW)	280 (11.02)	185 (7.28)	80 (3.15)	6.8



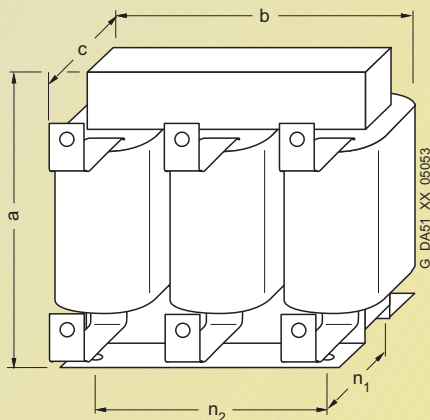
Line commutating choke for frame sizes **D** and **E**

Line commutating choke for	Dimensions			Weight (max.) kg
	a	b	c	
Frame size D	520 (20.47)	275 (10.83)	85 (3.35)	9.5
Frame size E	650 (25.59)	275 (10.83)	95 (3.74)	17.0



Line commutating choke for inverter frame size **F**

Line commutating choke Type	for inverter Frame size (FS)	Dimensions					Weight (max.) kg
		a	b	c	n ₁	n ₂	
6SE6400-3CC11-....	F	228 (8.98)	240 (9.45)	141 (5.55)	95 (3.74)	185 (7.28)	25.0



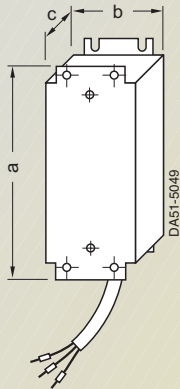
Line commutating choke for inverters of frame sizes **FX** and **GX**

Line commutating choke Type	for inverter Frame size (FS)	Dimensions					Weight (max.) kg
		a	b	c	n ₁	n ₂	
OCE32-....	FX	248 (9.76)	255 (10.04)	203 (7.99)	101 (3.98)	200 (7.87)	24.0
OCE33-....	GX	248 (9.76)	255 (10.04)	203 (7.99)	101 (3.98)	200 (7.87)	25.0
OCE35-....	GX	269 (10.59)	275 (10.83)	210 (8.27)	118 (4.65)	224 (8.82)	35.0

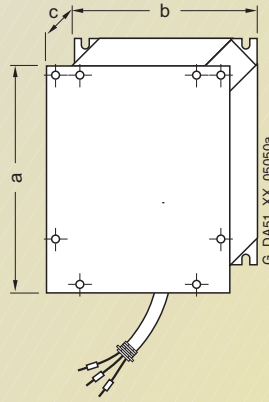
All dimensions in mm (values in brackets are in inches)

Dimension drawings

Output chokes

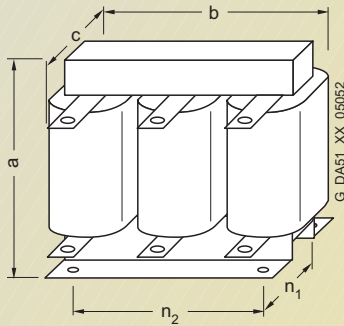


Output choke
for frame size **A**
6SE6400-3TC00-4AD2
6SE6400-3TC00-4AD3



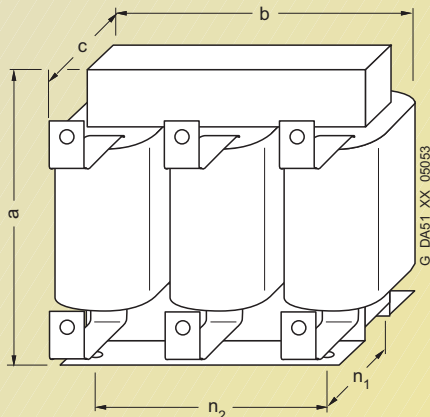
For frame sizes **B** and **C**
6SE6400-3TC01-0BD3
6SE6400-3TC01-8CE3
6SE6400-3TC03-2CD3

Output choke Type 6SE6400-	Dimensions			Weight (max.) kg
	a	b	c	
3TC00-4AD2	200 (7.87)	75.5 (2.97)	110 (4.33)	1.95
3TC00-4AD3	200 (7.87)	75.5 (2.97)	50 (1.97)	0.8
3TC01-0BD3	213 (8.39)	150 (5.91)	70 (2.76)	3.4
3TC01-8CE3	245 (9.65)	185 (7.28)	150 (5.91)	9.6
3TC03-2CD3	245 (9.65)	185 (7.28)	80 (3.15)	5.6



Output chokes
for inverters of frame sizes **D**, **E** and **F**

Output choke Type 6SE6400-	for inverter Frame size (FS)	Dimensions					Weight (max.) kg
		a	b	c	to DIN 41 308		
					n ₁	n ₂	
3TC03-2DE0	D	210 (8.27)	225 (8.86)	179 (7.05)	94 (3.70)	176 (6.93)	16.0
3TC03-8DD0	D	210 (8.27)	225 (8.86)	179 (7.05)	94 (3.70)	176 (6.93)	16.1
3TC05-4DD0	D	210 (8.27)	225 (8.86)	150 (5.91)	70 (2.76)	176 (6.93)	10.7
3TC06-2FE0	F	269 (10.59)	300 (11.81)	220 (8.66)	118 (4.65)	224 (8.82)	33.9
3TC07-5ED0	E	248 (9.76)	270 (10.63)	209 (8.23)	101 (3.98)	200 (7.87)	24.9
3TC08-0ED0	E	210 (8.27)	225 (8.86)	150 (5.91)	70 (2.76)	176 (6.93)	10.4
3TC08-8FE0	F	321 (12.64)	350 (13.78)	288 (11.34)	138 (5.43)	264 (10.39)	51.5
3TC14-5FD0	F	321 (12.64)	350 (13.78)	288 (11.34)	138 (5.43)	264 (10.39)	51.5
3TC15-4FD0	F	248 (9.76)	270 (10.63)	209 (8.23)	101 (3.98)	200 (7.87)	24.0



Output chokes
for inverters of frame sizes **FX** and **GX**

Output choke Type 6SL3000-	for inverter Frame size (FS)	Dimensions					Weight (max.) kg
		a	b	c	n ₁ n ₂		
2BE32-1AA0	FX	285 (11.22)	300 (11.81)	257 (10.12)	163 (6.42)	224 (8.82)	60.0
2BE32-6AA0	FX	315 (12.4)	300 (11.81)	277 (10.91)	183 (7.2)	224 (8.82)	66.0
2BE33-2AA0	GX	285 (11.22)	300 (11.81)	257 (10.12)	163 (6.42)	224 (8.82)	62.0
2BE33-8AA0	GX	285 (11.22)	300 (11.81)	277 (10.91)	183 (7.2)	224 (8.82)	73.0
2BE35-0AA0	GX	365 (14.37)	300 (11.81)	277 (10.91)	183 (7.2)	224 (8.82)	100.0

All dimensions in mm (values in brackets are in inches)

Brake resistors

Fig. 1:

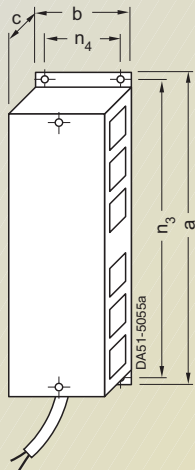


Fig. 2:


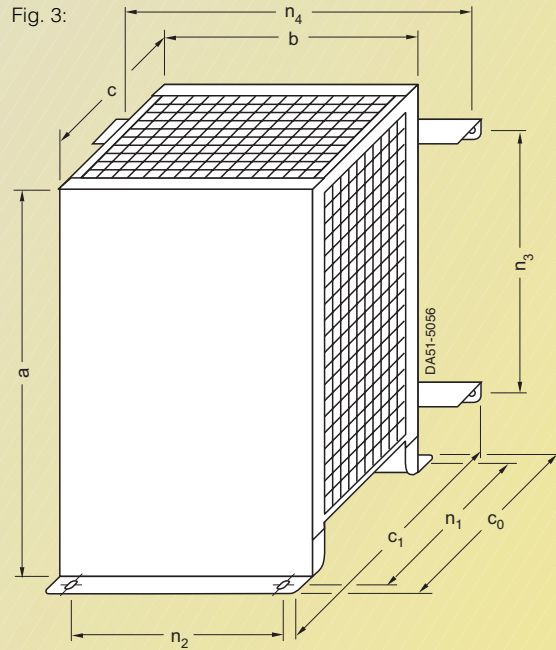


Fig. 3:



Brake resistors Type 6SE6400-	Resistor Ohm	for inverter Frame size (FS)	Figure No.	Dimensions						For floor mounting		For wall mounting		Weight (max.) kg
				a	b	c	c ₀	c ₁	n ₁	n ₂	n ₃	n ₄		
4BC05-0AA0	180	A	1	230 (9.06)	72 (2.83)	43.5 (1.71)	-	-	-	-	217 (8.54)	56 (2.20)	1.0	
4BC11-2BA0	68	B	2	239 (9.41)	149 (5.87)	43.5 (1.71)	-	-	-	-	226 (8.90)	138 (5.43)	1.6	
4BC12-5CA0	39	C	3	285 (11.22)	185 (7.28)	150 (5.91)	185 (7.28)	217 (8.54)	170 (6.69)	145 (5.71)	200 (7.87)	230 (9.06)	3.8	
4BC13-0CA0	27	C	3	285 (11.22)	185 (7.28)	150 (5.91)	185 (7.28)	217 (8.54)	170 (6.69)	145 (5.71)	200 (7.87)	230 (9.06)	3.8	
4BC18-0DA0	10	D	3	515 (20.28)	270 (10.63)	175 (6.89)	210 (8.27)	242 (9.53)	195 (7.68)	205 (8.07)	350 (13.78)	315 (12.40)	7.4	
4BC21-2EA0	6.8	E	3	645 (25.39)	270 (10.63)	175 (6.89)	210 (8.27)	242 (9.53)	195 (7.68)	205 (8.07)	480 (18.90)	315 (12.40)	10.6	
4BC22-5FA0	3.3	F	3	650 (25.59)	400 (15.75)	315 (12.40)	382 (15.04)	382 (15.04)	335 (13.19)	270 (10.63)	510 (20.08)	435 (17.13)	16.7	
4BD11-0AA0	390	A	1	230 (9.06)	72 (2.83)	43.5 (1.71)	-	-	-	-	217 (8.54)	56 (2.20)	1.0	
4BD12-0BA0	160	B	2	239 (9.41)	149 (5.87)	43.5 (1.71)	-	-	-	-	226 (8.90)	138 (5.43)	1.6	
4BD16-5CA0	56	C	3	285 (11.22)	185 (7.28)	150 (5.91)	185 (7.28)	217 (8.54)	170 (6.69)	145 (5.71)	200 (7.87)	230 (9.06)	3.8	
4BD21-2DA0	27	D	3	515 (20.28)	270 (10.63)	175 (6.89)	210 (8.27)	242 (9.53)	195 (7.68)	205 (8.07)	350 (13.78)	315 (12.40)	7.4	
4BD22-2EA0	15	E	3	645 (25.39)	270 (10.63)	175 (6.89)	210 (8.27)	242 (9.53)	195 (7.68)	205 (8.07)	480 (18.90)	315 (12.40)	10.6	
4BD24-0FA0	8.2	F	3	650 (25.59)	400 (15.75)	315 (12.40)	382 (15.04)	382 (15.04)	335 (13.19)	270 (10.63)	510 (20.08)	435 (17.13)	16.7	
4BE14-5CA0	120	C	3	285 (11.22)	185 (7.28)	150 (5.91)	185 (7.28)	217 (8.54)	170 (6.69)	145 (5.71)	200 (7.87)	230 (9.06)	3.8	
4BE16-5CA0	82	C	3	285 (11.22)	185 (7.28)	150 (5.91)	185 (7.28)	217 (8.54)	170 (6.69)	145 (5.71)	200 (7.87)	230 (9.06)	3.8	
4BE21-3DA0	39	D	3	515 (20.28)	270 (10.63)	175 (6.89)	210 (8.27)	242 (9.53)	195 (7.68)	205 (8.07)	350 (13.78)	315 (12.40)	7.4	
4BE21-8EA0	27	E	3	645 (25.39)	270 (10.63)	175 (6.89)	210 (8.27)	242 (9.53)	195 (7.68)	205 (8.07)	480 (18.90)	315 (12.40)	10.6	
4BE24-2FA0	12	F	3	650 (25.59)	400 (15.75)	315 (12.40)	382 (15.04)	382 (15.04)	335 (13.19)	270 (10.63)	510 (20.08)	435 (17.13)	16.7	

Brake resistors for inverters of frame sizes **A** to **F**

All dimensions in mm (values in brackets are in inches)